




STEP-BY-STEP

USING THE GUITAR

With the guitar, its quick and easy to create evenly sized ganaches centers for enrobing, just follow the steps below.



1) Slide metal peel under tempered ganache and lift up 2) With guitar cutter raised, place tempered ganache onto guitar base. Slide metal peel out from underneath. 3) Lower guitar cutter down to cut ganache. 4. Raise guitar cutter, and use metal peel to turn cut ganache 90°. 5) Lower guitar cutter down to cut ganache into pieces. Raise cutter up and remove finished pieces from guitar base with metal peel.